



St Mary the Virgin
Marston Moreteyne with Lidlington
Bedfordshire
PCC and Fabric Fund Accounts 2021

Prepared By

Signature

I hereby declare that the enclosed accounts are a true and accurate record of the transactions of St Marys Parocial Church Council account for 12 months ended 31st December 2021

Agreed By

Signature

Date

The Church of St Mary the Virgin
PCC and Fabric Fund Accounts - Year Ending December 2021

Report to the APCM

I take great pleasure in presenting the PCC accounts for the year 2021. As in previous years, the accounts consist of a bank account summary, simple cash flow and an income and expenditure statement for both the PCC Fund and Fabric Fund. There are also various comparisons for the last 3 years and charts showing areas of income and expenditure.

We continue to run the Santander Current Account as our main account for payments and receipts, along with 3 Natwest Accounts - One receives planned giving standing orders, one holds PCC fund reserves and the other Fabric Fund reserves.

The challenge of the covid pandemic has remained a dominant factor in regards to our income - to limit contact via the passing of the plate, we have continued to not have a collection at services; we have not been able to have social events; the Christmas season was impacted in terms of attendance; general isolating of members of the church family has continued. Throughout this period the planned giving of congregation members has been the backbone of our income, without which we would have been in a far worse position. Users of the Parish Giving Scheme have gifted £19,710.10 over 2021. Also the income generated from the resumption of post service Teas and Coffees has been a valuable addition to our income, not to mention the benefits of being able to socialise at church again. The PCC Fund (minus the designated amounts for ring fenced sub-funds such as the Need Fund, Social Fund etc.) started the year at £23,039.61 and closed at £19,690.23

While this is a loss, I feel that we are still in a fairly good position. Had we not received the historical Gift Aid last year, which significantly bolstered our end of year position in 2020, or had the Parish Giving Scheme not been in place before the pandemic hit, we would have incurred a larger loss over the last two years. If we look at the church's funds as a whole, lumping together all funds, we closed the year at £45,035.02, which is £3,303.22 down on 2020.

Over the course of 2021 we received £4,335.50 in Gift Aid. This continues to be an important income stream where it is possible for congregation members to use it. This is especially true where the Parish Giving Scheme is used, as the money is deposited straight into our account each month. I would encourage those who are able to, to apply Gift Aid on their giving, whether via the Parish Giving Scheme or with envelopes.

As for the designated funds held under the PCC Fund:

The Social Fund ended 2021 at £9,191.60

The Choir Fund at £922.07

The Bell Fund remained at £1,322.10

The Need Fund closed at £455.20

The Need Fund has seen a lot of movement over 2021 as we continued to support families within our community. This has only been possible because of the generosity of congregation members and local charitable organisations. There has been times when the Need Fund was in deficit, so the fact that it closed at £455.20 was a happy relief. That said, if as a church we want to continue to support our neighbours in this way, it is an area we will need to continue fundraising for - once the fund goes into a deficit, it is the PCC Fund which has to pick up the cost.

The Fabric Fund (including the designated Tower Fund) ended 2021 at £14,881.61. This is up slightly on 2020, despite work being carried out on the floor etc., due to fund raising efforts and a donation via the Coop scheme. This year it is planned to have the window of the Tower repaired, which will use a significant amount of the current fund, but grants will be looked into for supplementing any work we need to carry out.

Our main expense continues to be the Parish Share (41.93% of total expenditure). This year we successfully fulfilled our obligation, paying £22,617.00. 2022 sees an increase in this amount as we welcome our new incumbent to £25,690.00 - an increase of £3,073.00

Other large outgoings have been the cost of maintaining the church - Insurance, utilities and repairs/maintenance as well as parochial fee returns to the Diocesan Board of Finance for funerals/weddings.

Last year I said that the disruption of the pandemic and the historical gift aid had made 2020s account incongruent with previous years. I feel that is also true of 2021 as the pandemic has continued to affect us financially. 2022 is a bit of a question mark; with increased inflation and raising energy costs and adjusting to a higher Parish Share, there is a chance of continued pressures. While we can hope for more interaction and fund raising through social events, I feel it is crucial that we keep a close eye on what we are spending and do all we can to maximize income.

On a more positive note, the continued generosity of the congregation always astounds me. It's only by the committed giving from all members, through their time as well as financially, that we have weathered the storm of the pandemic and can hopefully continue to be resilient to any further financial challenges this year. This generosity is not taken for granted and I think we can all be very grateful for the shared support of St Marys.

I would like to take the opportunity to thank David Butterworth, who I have continued to call upon for help in making payments via internet banking. This has been important over the pandemic and has increased greatly. Also, thank you to Richard Williams for again providing independent review of the accounts, it is very much appreciated.

A paper copy of the accounts will be available on the notice board and a PDF version accessible via the church's internet page. If anyone requires a printed copy, please let me know and I will ensure one is provided.

Scott Hill
Treasurer

St Mary the Virgin PCC Account 2021
PCC & Fabric Fund Bank Account Summaries
Year Ended 31 December 2021

P C C Accounts		Transactions in the year	Balance as at 31 December 2021	Balance as at 31 December 2020
Santander	Santander Current Account Bank Balance	-4,903.60	29,505.04	34,408.64
	Less Fabric Fund Element (See below)	1,272.18	8,317.45	7,045.27
	Santander PCC Current Account	-6,175.78	21,187.59	27,363.37
NatWest	Covenant Account	1,600.00	5,068.65	3,468.65
NatWest	Reserve Account	0.38	3,897.17	3,896.79
	Bank Account Balances	-4,575.40	30,153.41	34,728.81
Fabric Fund Accounts		Transactions in the year	Balance as at 31 December 2021	Balance as at 31 December 2020
NatWest	Current Account (Fabric)		6,459.37	6,459.37
NatWest	Covenant Account		104.79	104.79
Santander	Fabric Fund Element	1,272.18	8,317.45	7,045.27
	Bank Account Balances	1,272.18	14,881.61	13,609.43
Total Church Funds		-3,303.22	45,035.02	48,338.24

St Mary the Virgin Cash Flow			2021												
Account Description			Jan	Feb	Mar	Apr	May	Jun	Jul	Aug	Sep	Oct	Nov	Dec	
		Santander PCC Fund	£16,007.74	£15,507.30	£14,905.67	£15,614.46	£15,820.75	£10,432.31	£11,131.75	£10,462.74	£12,375.15	£12,830.46	£11,757.66	£11,684.37	
		Santander Fabric Fund	£6,299.81	£6,299.81	£6,299.81	£6,299.81	£5,276.55	£5,326.55	£5,346.55	£5,346.55	£5,346.55	£5,346.55	£5,346.55	£6,568.99	
		Santander Social Fund	£9,543.20	£9,543.20	£9,543.20	£9,543.20	£9,543.20	£9,543.20	£9,543.20	£9,543.20	£9,543.20	£9,543.20	£9,543.20	£9,643.72	
		Santander Choir Fund	£842.07	£842.07	£842.07	£842.07	£842.07	£842.07	£842.07	£842.07	£842.07	£842.07	£922.07	£922.07	
		Santander Tower Fund	£745.46	£751.46	£751.46	£751.46	£751.46	£806.46	£1,066.46	£1,748.46	£1,748.46	£1,748.46	£1,748.46	£1,748.46	
		Santander Need Fund	£836.26	£616.54	£473.22	£241.36	£440.91	£346.78	£84.88	£499.09	£29.67	£-59.95	£-163.18	£-298.74	
		Santander Youth Fund	£134.10	£134.10	£134.10	£179.10	£179.10	£179.10	£-40.90	£-0.90	£-0.90	£-0.90	£-0.90	£-0.90	
		Santander Current Account	£34,408.64	£33,694.48	£32,949.53	£33,471.46	£32,854.04	£27,476.47	£27,974.01	£28,441.21	£29,884.20	£30,249.89	£29,153.86	£30,267.97	
		Natwest Covenant	£3,573.44	£3,708.44	£3,838.44	£3,978.44	£4,103.44	£4,238.44	£4,383.44	£4,513.44	£4,653.44	£4,788.44	£4,923.44	5048.44	
		Natwest Reserve (PCC)	£3,896.79	£3,896.82	£3,896.85	£3,896.89	£3,896.92	£3,896.95	£3,896.99	£3,897.02	£3,897.05	£3,897.08	£3,897.11	3897.14	
		Natwest Current (Fabric)	£6,459.37	£6,459.37	£6,459.37	£6,459.37	£6,459.37	£6,459.37	£6,459.37	£6,459.37	£6,459.37	£6,459.37	£6,459.37	6459.37	
		PCC Oening Balance	£23,477.97	£23,112.56	£22,640.96	£23,489.79	£23,821.11	£18,567.70	£19,412.18	£18,873.20	£20,925.64	£21,515.98	£20,578.21	£20,629.95	
Income															
Ref															
COV	PCC	Covenant	£200.00	£108.00	£148.00	£200.00	£108.00	£148.00	£160.00	£108.00	£160.00	£148.00	£148.00	£160.00	£1,796.00
DON	PCC	Donation to church	£276.55	£584.36	£307.43	£98.17	£539.22	£237.96	£217.04	£295.88	£151.99	£1,000.00	£297.80	£133.05	£4,139.45
ELEC	PCC	Electricity	£0.00	£0.00	£0.00	£0.00	£0.00	£0.00	£0.00	£0.00	£0.00	£0.00	£0.00	£0.00	
FU	PCC	Funerals	£443.00	£503.00	£611.00	£853.00	£196.00	£935.00	£953.00	£884.00	£559.00	£639.00	£602.00	£362.00	£7,540.00
GA	PCC	Gift Aid	£0.00	£0.00	£0.00	£0.00	£0.00	£0.00	£0.00	£0.00	£0.00	£0.00	£0.00	£0.00	
GAS	PCC	Gas	£0.00	£0.00	£0.00	£0.00	£0.00	£0.00	£0.00	£0.00	£0.00	£0.00	£0.00	£0.00	
INS	PCC	Insurance	£0.00	£0.00	£0.00	£0.00	£0.00	£0.00	£0.00	£0.00	£0.00	£0.00	£0.00	£0.00	
MO	PCC	Monuments	£0.00	£0.00	£0.00	£144.00	£152.00	£152.00	£220.00	£29.00	£0.00	£0.00	£105.00	£105.00	£907.00
NP	NEED	Need Fund	£380.00	£40.00	£90.00	£415.00	£216.71	£0.00	£685.00	£0.00	£140.00	£160.00	£0.00	£1,019.39	£3,146.10
OI	PCC	Other Income	£0.00	£0.00	£250.00	£0.00	£40.00	£80.00	£0.00	£750.00	£100.00	£0.00	£0.00	£8.00	£1,228.00
PGS	PCC	Parish Giving Scheme	£1,648.19	£1,663.65	£1,673.65	£1,682.97	£1,677.97	£1,605.01	£1,650.01	£1,695.01	£1,592.31	£1,607.31	£1,604.32	£1,609.70	£19,710.10
PGS GA	PCC	Parish Giving Scheme Gift Aid	£362.82	£366.57	£369.07	£371.40	£370.15	£351.91	£0.00	£737.57	£348.73	£352.48	£351.73	£353.07	£4,335.50
RM	PCC	Repairs and Maintenance	£0.00	£0.00	£0.00	£0.00	£0.00	£0.00	£0.00	£0.00	£0.00	£0.00	£0.00	£0.00	
SD	PCC	St Albans Diocese	£0.00	£0.00	£0.00	£0.00	£0.00	£0.00	£0.00	£0.00	£0.00	£0.00	£0.00	£0.00	
SF	SOCIAL	Social Fund	£0.00	£0.00	£0.00	£0.00	£0.00	£0.00	£0.00	£0.00	£0.00	£0.00	£100.52	£47.88	£148.40
TFL	TOWER	Tower Fund	£6.00	£0.00	£0.00	£0.00	£55.00	£260.00	£682.00	£0.00	£0.00	£0.00	£0.00	£0.00	£1,003.00
WATER	PCC	Water	£0.00	£0.00	£0.00	£0.00	£0.00	£0.00	£0.00	£0.00	£0.00	£0.00	£0.00	£0.00	
WED	PCC	Weddings	£0.00	£0.00	£0.00	£0.00	£46.00	£100.00	£92.00	£46.00	£1,263.00	£89.75	£0.00	£0.00	£1,636.75
WG	PCC	Weekly Giving	£46.00	£0.00	£85.00	£351.00	£175.00	£145.00	£150.50	£381.00	£332.44	£178.38	£164.86	£232.48	£2,241.66
FABRIC	FABRIC	Fabric Fund	£0.00	£0.00	£0.00	£0.00	£50.00	£20.00	£0.00	£0.00	£0.00	£0.00	£1,569.56	£0.00	£1,639.56
CHOIR	CHOIR	Choir Fund	£0.00	£0.00	£0.00	£0.00	£0.00	£0.00	£0.00	£0.00	£0.00	£80.00	£0.00	£80.00	
YOUTH	YOUTH	Youth Group	£0.00	£0.00	£45.00	£0.00	£0.00	£0.00	£60.00	£0.00	£0.00	£0.00	£0.00	£105.00	
PS	PCC	Parish Share	£0.00	£0.00	£0.00	£750.00	£0.00	£0.00	£0.00	£0.00	£0.00	£0.00	£0.00	£750.00	
		Santander Total Income	£3,362.56	£3,265.58	£3,579.15	£4,865.54	£3,626.05	£4,034.88	£4,869.55	£4,926.46	£4,647.47	£4,254.92	£4,943.79	£4,030.57	£50,406.52

St Mary the Virgin Cash Flow		2021													
Account Description		Jan	Feb	Mar	Apr	May	Jun	Jul	Aug	Sep	Oct	Nov	Dec		
Expenditure															
CHE	PCC	Church Expenses	£308.60	£641.68	£38.37	£278.98	£623.97	£336.55	£438.99	£101.76	£557.00	£269.20	£67.17	£152.87	£3,815.14
CL	PCC	Cleaning	£50.00	£200.00	£150.00	£100.00	£0.00	£250.00	£100.00	£100.00	£100.00	£100.00	£150.00	£100.00	£1,400.00
DE	PCC	Donation from church	£0.00	£0.00	£0.00	£377.25	£0.00	£0.00	£0.00	£0.00	£0.00	£100.00	£0.00	£0.00	£477.25
ELEC	PCC	Electricity	£110.00	£110.00	£110.00	£110.00	£315.00	£315.00	£315.00	£200.00	£200.00	£200.00	£200.00	£200.00	£2,385.00
EXP	PCC	Clergy Expenses	£198.00	£14.70	£0.00	£0.00	£88.98	£0.00	£104.31	£0.00	£0.00	£10.00	£65.00	£0.00	£480.99
FU	PCC	Funerals	£591.00	£46.00	£170.00	£0.00	£20.00	£0.00	£60.00	£20.00	£30.00	£0.00	£212.00	£388.00	£1,537.00
GA	PCC	Gift Aid	£0.00	£0.00	£0.00	£0.00	£0.00	£0.00	£0.00	£0.00	£0.00	£0.00	£0.00	£0.00	£0.00
GAS	PCC	Gas	£0.00	£612.45	£0.00	£0.00	£1,341.98	£0.00	£0.00	£403.37	£0.00	£0.00	£294.33	£0.00	£2,652.13
INS	PCC	Insurance	£271.55	£271.55	£271.55	£271.55	£271.55	£271.55	£273.47	£273.38	£273.38	£273.38	£273.38	£273.38	£3,269.67
MO	PCC	Monuments	£0.00	£0.00	£0.00	£0.00	£0.00	£0.00	£0.00	£0.00	£0.00	£0.00	£0.00	£0.00	£0.00
NP	NEED	Need Fund	£599.72	£183.32	£321.86	£215.45	£310.84	£261.90	£270.79	£469.42	£229.62	£263.23	£135.56	£265.45	£3,527.16
OEX	PCC	Other Expenses	£0.00	£0.00	£0.00	£9.50	£0.00	£0.00	£0.00	£0.00	£0.00	£0.00	£0.00	£0.00	£9.50
PCASH	PCC	Petty Cash	£0.00	£0.00	£0.00	£0.00	£0.00	£0.00	£0.00	£0.00	£0.00	£0.00	£0.00	£0.00	£0.00
PS	PCC	Parish Share	£1,930.83	£1,930.83	£1,875.54	£1,875.54	£1,875.54	£1,875.54	£1,875.54	£1,875.54	£1,875.54	£1,875.54	£1,875.54	£1,875.54	£22,617.06
RM	PCC	Repairs and Maintenance	£0.00	£0.00	£119.90	£918.31	£3,075.76	£6.80	£80.00	£40.00	£1,016.24	£1,255.60	£149.58	£1,038.26	£7,700.45
SD	PCC	St Albans Diocese	£0.00	£0.00	£0.00	£0.00	£1,080.00	£0.00	£849.00	£0.00	£0.00	£852.00	£0.00	£0.00	£2,781.00
SF	SOCIAL	Social Fund	£0.00	£0.00	£0.00	£0.00	£0.00	£0.00	£0.00	£0.00	£0.00	£0.00	£0.00	£500.00	£500.00
TFL	TOWER	Tower Fund	£0.00	£0.00	£0.00	£0.00	£0.00	£0.00	£0.00	£0.00	£0.00	£0.00	£0.00	£0.00	£0.00
WATER	PCC	Water	£17.02	£0.00	£0.00	£303.12	£0.00	£0.00	£15.25	£0.00	£0.00	£0.00	£0.00	£0.00	£335.39
WED	PCC	Weddings	£0.00	£0.00	£0.00	£0.00	£0.00	£0.00	£0.00	£0.00	£0.00	£152.00	£60.00	£0.00	£212.00
FABRIC	FABRIC	Fabric Fund	£0.00	£0.00	£0.00	£1,023.26	£0.00	£0.00	£0.00	£0.00	£0.00	£0.00	£347.12	£0.00	£1,370.38
CHOIR	CHOIR	Choir Fund	£0.00	£0.00	£0.00	£0.00	£0.00	£0.00	£0.00	£0.00	£0.00	£0.00	£0.00	£0.00	£0.00
YOUTH	YOUTH	Youth Group	£0.00	£0.00	£0.00	£0.00	£0.00	£220.00	£20.00	£0.00	£0.00	£0.00	£0.00	£0.00	£240.00
		Santander Total Expenditure	£4,076.72	£4,010.53	£3,057.22	£5,482.96	£9,003.62	£3,537.34	£4,402.35	£3,483.47	£4,281.78	£5,350.95	£3,829.68	£4,793.50	£55,310.12
		Santander Income Over Expenditure	-£714.16	-£744.95	£521.93	-£617.42	-£5,377.57	£497.54	£467.20	£1,442.99	£365.69	-£1,096.03	£1,114.11	-£762.93	
		Santander PCC Fund	£15,507.30	£14,905.67	£15,614.46	£15,820.75	£10,432.31	£11,131.75	£10,462.74	£12,375.15	£12,830.46	£11,757.66	£11,684.37	£10,619.62	
		Santander Fabric Fund	£6,299.81	£6,299.81	£6,299.81	£5,276.55	£5,326.55	£5,346.55	£5,346.55	£5,346.55	£5,346.55	£5,346.55	£6,568.99	£6,568.99	
		Santander Social Fund	£9,543.20	£9,543.20	£9,543.20	£9,543.20	£9,543.20	£9,543.20	£9,543.20	£9,543.20	£9,543.20	£9,543.20	£9,643.72	£9,191.60	
		Santander Choir Fund	£842.07	£842.07	£842.07	£842.07	£842.07	£842.07	£842.07	£842.07	£842.07	£922.07	£922.07	£922.07	
		Santander Tower Fund	£751.46	£751.46	£751.46	£751.46	£806.46	£1,066.46	£1,748.46	£1,748.46	£1,748.46	£1,748.46	£1,748.46	£1,748.46	
		Santander Need Fund	£616.54	£473.22	£241.36	£440.91	£346.78	£84.88	£499.09	£29.67	£-59.95	£-163.18	£-298.74	£455.20	
		Santander Youth Fund	£134.10	£134.10	£179.10	£179.10	£179.10	£-40.90	£-90.90	£-90.90	£-90.90	£-90.90	£-90.90	£-90.90	
		Santander Current Account	£33,694.48	£32,949.53	£33,471.46	£32,854.04	£27,476.47	£27,974.01	£28,441.21	£29,884.20	£30,249.89	£29,153.86	£30,267.97	£29,505.04	
		Natwest Covenant	£3,708.44	£3,838.44	£3,978.44	£4,113.44	£4,248.44	£4,383.44	£4,513.44	£4,653.44	£4,788.44	£4,923.44	£5,048.44	£5,173.44	
		Natwest Reserve (PCC)	£3,896.82	£3,896.85	£3,896.89	£3,896.92	£3,896.95	£3,896.99	£3,897.02	£3,897.05	£3,897.08	£3,897.11	£3,897.14	£3,897.17	
		Natwest Current (Fabric)	£6,459.37	£6,459.37	£6,459.37	£6,459.37	£6,459.37	£6,459.37	£6,459.37	£6,459.37	£6,459.37	£6,459.37	£6,459.37	£6,459.37	
		PCC Closing Balance	£23,112.56	£22,640.96	£23,489.79	£23,831.11	£18,577.70	£19,412.18	£18,873.20	£20,925.64	£21,515.98	£20,578.21	£20,629.95	£19,690.23	
		PCC Closing balance over Opening Balance	-£365.41	-£471.60	£848.83	£341.32	-£5,243.41	£844.48	-£538.98	£2,052.44	£590.34	-£937.77	£51.74	-£939.72	
		All Funds	£47,759.11	£47,144.19	£47,806.16	£47,323.77	£42,081.23	£42,713.81	£43,311.04	£44,894.06	£45,394.78	£44,433.78	£45,672.92	£45,035.02	

St Mary the Virgin PCC Account

		As of 31/12/2021		% of Total Income			As of 31/12/2020		% of Total Income		
		Income					Income				
COV	Covenant	£	3,396.00	NOTE 9		6.88%	£	4,599.00	7.43%		
DON	Donation to church	£	4,139.45			8.39%	£	4,193.01	6.77%		
ELEC	Electricity	£	-	NOTE 4		0.00%	£	173.13	0.28%		
FU	Funerals	£	7,540.00	NOTE 2		15.27%	£	8,640.17	13.96%		
GA	Gift Aid	£	-			0.00%	£	12,792.21	20.67%		
GAS	Gas	£	-	NOTE 4		0.00%	£	-	0.00%		
INS	Insurance	£	-			0.00%	£	-	0.00%		
MO	Monuments	£	907.00			1.84%	£	1,080.00	1.74%		
NP	Need Fund	£	3,146.10	NOTE 5		6.37%	£	1,505.00	2.43%		
OI	Other Income	£	1,228.00			2.49%	£	305.41	0.49%		
PGS	Parish Giving Scheme	£	19,710.10	NOTE 9		39.93%	£	17,796.67	28.75%		
PGS GA	Parish Giving Scheme Gift Aid	£	4,335.50			8.78%	£	3,969.95	6.41%		
RM	Repairs and Maintenance	£	-			0.00%	£	315.00	0.51%		
SD	St Albans Diocese	£	-			0.00%	£	-	0.00%		
SF	Social Fund	£	148.40	NOTE 8		0.30%	£	249.02	0.40%		
WATER	Water	£	-			0.00%	£	-	0.00%		
WED	Weddings	£	1,636.75	NOTE 2		3.32%	£	805.00	1.30%		
WG	Weekly Giving	£	2,241.66			4.54%	£	4,718.45	7.62%		
CHOIR	Choir Fund	£	80.00	NOTE 7		0.16%	£	-	0.00%		
PS	Parish Share	£	750.00			1.52%	£	750.00	1.21%		
BELL	Bell Fund	£	-	NOTE 6		0.00%	£	-	0.00%		
YOUTH	Youth Group	£	105.00			0.21%	£	-	0.00%		
INT	Bank Intrest	£	0.38			0.00%	£	3.42	0.01%		
Total Income		£	49,364.34				£	61,895.44			
		Expenditure		% of Total Expenditure	Expenditure as % of Total Income		Expenditure		% of Total Expenditure	Expenditure as % of Total Income	
CHE	Church Expenses	£	3,815.14	7.07%		7.73%	£	2,063.17	4.26%		3.33%
CL	Cleaning	£	1,400.00	2.60%		2.84%	£	1,150.00	2.37%		1.86%
DE	Donation from church	£	477.25	0.88%		0.97%	£	436.00	0.90%		0.70%
ELEC	Electricity	£	2,385.00	NOTE 4		4.42%	£	3,504.00	7.23%		5.66%
EXP	Clergy Expenses	£	480.99	0.89%		0.97%	£	1,328.23	2.74%		2.15%
FU	Funerals	£	1,537.00	2.85%		3.11%	£	659.00	1.36%		1.06%
GA	Gift Aid	£	-	0.00%		0.00%	£	-	0.00%		0.00%
GAS	Gas	£	2,652.13	NOTE 4		4.92%	£	2,260.11	4.66%		3.65%
INS	Insurance	£	3,269.67	NOTE 3		6.06%	£	3,238.99	6.68%		5.23%
MO	Monuments	£	-	0.00%		0.00%	£	-	0.00%		0.00%
NP	Need Fund	£	3,527.16	NOTE 5		6.54%	£	843.07	1.74%		1.36%
OEX	Other Expenses	£	9.50	0.02%		0.02%	£	1,080.68	2.23%		1.75%
PCASH	Petty Cash	£	-	0.00%		0.00%	£	390.37	0.81%		0.63%
PS	Parish Share	£	22,617.06	NOTE 1		41.93%	£	23,488.98	48.47%		37.95%
RM	Repairs and Maintenance	£	7,700.45	14.28%		15.60%	£	5,015.36	10.35%		8.10%
SD	St Albans Diocese	£	2,781.00	NOTE 2		5.16%	£	2,746.33	5.67%		4.44%
SF	Social Fund	£	500.00	NOTE 8		0.93%	£	-	0.00%		0.00%
WATER	Water	£	335.39	0.62%		0.68%	£	253.23	0.52%		0.41%
WED	Weddings	£	212.00	0.39%		0.43%	£	-	0.00%		0.00%
CHOIR	Choir Fund	£	-	NOTE 7		0.00%	£	-	0.00%		0.00%
YOUTH	Youth Group	£	240.00	0.44%		0.49%	£	-	0.00%		0.00%
BELL	Bell Fund	£	-	NOTE 6		0.00%	£	-	0.00%		0.00%
Total Expenditure		£	53,939.74				£	48,457.52			
Income Over Expenditure		£	(4,575.40)				£	13,437.92			

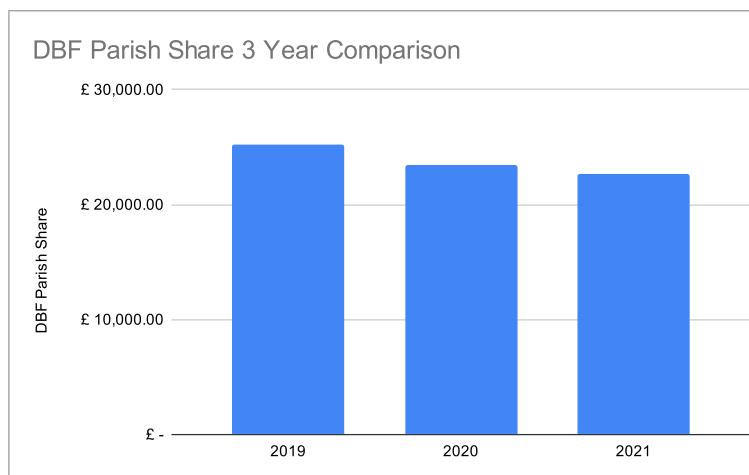
St Mary the Virgin Fabric Fund

		As of 31/12/2021	As of 31/12/2020
	Opening Balance	£ 13,609.43	£ 14,736.27
Income			
TFL	Tower Fund - Donation	£ 36.00	£ 173.00
TFL	Tower Fund - Donation	£ 767.00	
	Tower Fund - Donation	£ 200.00	
	Tower Fund Total Income	£ 1,003.00	
FABRIC	Fabric Fund - Donation	£ 70.00	£ -
	Fabric Fund - Donation (CoOp)	£ 1,569.56	
	TOTAL INCOME	£ 2,642.56	£ 173.00
Expenditure			
TFL	Tower Fund	£ -	£ -
FABRIC	Fabric Fund - Timber for Floor	£ 1,023.26	
	Materials for Floor and Drain works	£ 347.12	£ 1,299.84
	TOTAL Expenditure	£ 1,370.38	£ 1,299.84
	Income Over Expenditure	£ 1,272.18	£ (1,126.84)
	Closing Balance	£ 14,881.61	£ 13,609.43

Note 1

Parish Share

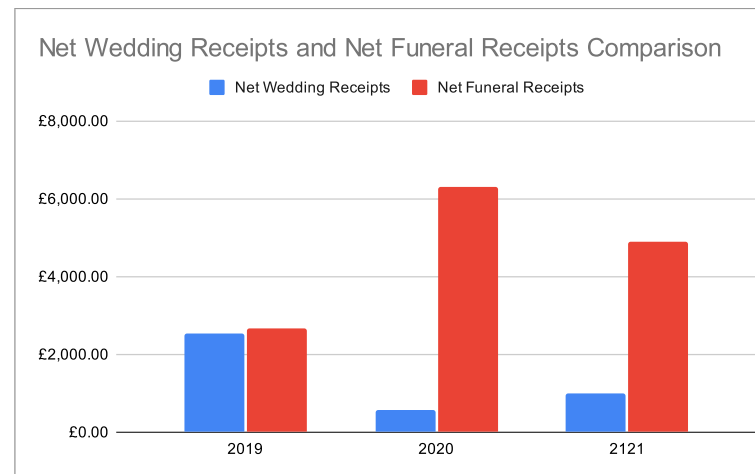
	2019		2020		2021	
DBF Parish Share	£	25,216.00	£	23,489.00	£	22,617.00
Change on Previous Year	£	1,418.00	£	(1,727.00)	£	(872.00)
Monthly Payment						
Jan	£	2,090.34	£	2,090.34	£	1,930.83
Feb	£	2,090.34	£	2,090.34	£	1,930.83
Mar	£	2,090.34	£	1,930.83	£	1,875.54
Apr	£	2,090.34	£	1,930.83	£	1,875.54
May	£	2,090.34	£	1,930.83	£	1,875.54
Jun	£	2,090.34	£	1,930.83	£	1,875.54
Jul	£	2,090.34	£	1,930.83	£	1,875.54
Aug	£	2,090.34	£	1,930.83	£	1,875.54
Sept	£	2,090.34	£	1,930.83	£	1,875.54
Oct	£	2,090.34	£	1,930.83	£	1,875.54
Nov	£	2,090.34	£	1,930.83	£	1,875.54
Dec	£	2,090.34	£	1,930.83	£	1,875.54
Total Paid	£	25,084.08	£	23,488.98	£	22,617.06



Note 2

**DBF Payments
Weddings/Funerals**

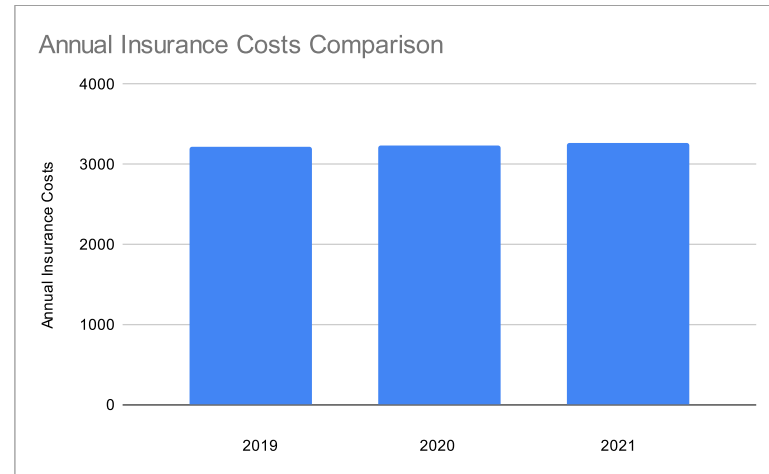
	2019		2020		2021	
Wedding Receipts	£	4,231.02	£	720.00	£	1,314.75
Banns Receipts	£	-	£	45.00	£	322.00
(Less Various Wedding Expenses)	£	878.83	£	-	£	212.00
Total Receipts	£	3,352.19	£	765.00	£	1,424.75
DBF Wedding Fees	£	822.00	£	207.00	£	422.00
Net Wedding Receipts	£	2,530.19	£	558.00	£	1,002.75
Funeral/Burial Receipts	£	5,914.00	£	8,640.00	£	7,540.00
Monuments Receipts	£	-	£	1,080.00	£	907.00
(Less Various Funeral Expenses)	£	1,208.00	£	659.00	£	638.00
Total Funeral/Burial Receipts	£	4,706.00	£	9,061.00	£	7,809.00
DBF Funeral/Burial Fees	£	2,045.00	£	2,746.33	£	2,900.00
Net Funeral/Burial Fees	£	2,661.00	£	6,314.67	£	4,909.00



Note 3

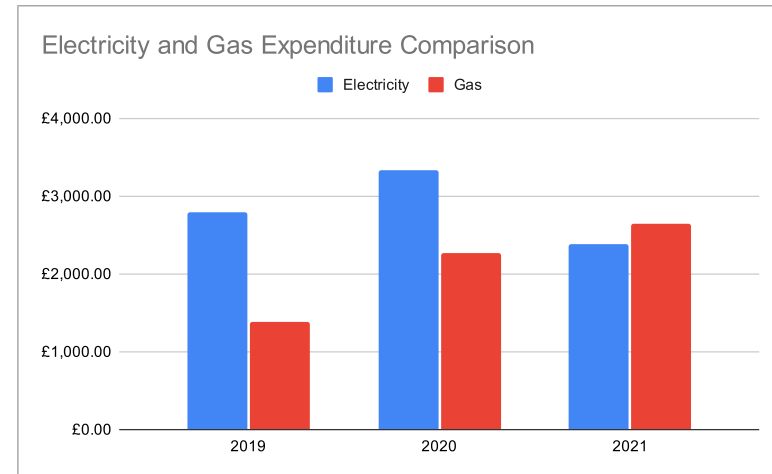
Insurance

	2019		2020		2021	
Monthly Payment						
Jan	£	268.27	£	268.27	£	271.55
Feb	£	268.27	£	268.27	£	271.55
Mar	£	268.27	£	268.27	£	271.55
Apr	£	268.27	£	268.27	£	271.55
May	£	268.27	£	268.27	£	271.55
Jun	£	268.27	£	268.27	£	271.55
Jul	£	268.36	£	271.62	£	273.47
Aug	£	268.27	£	271.55	£	273.38
Sept	£	268.27	£	271.55	£	273.38
Oct	£	268.27	£	271.55	£	273.38
Nov	£	268.27	£	271.55	£	273.38
Dec	£	268.27	£	271.55	£	273.38
Total Paid	£	3,219.33	£	3,238.99	£	3,269.67



Note 4

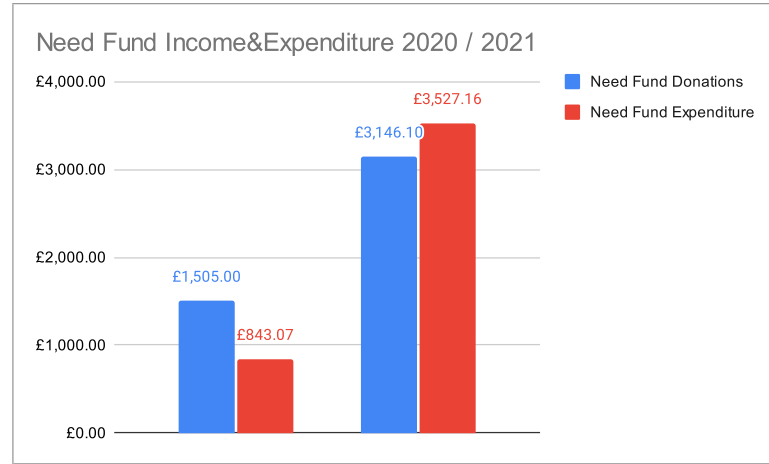
		2019	2020	2021
Electricity	Monthly Payment			
	Jan	£ 232.00	£ 278.00	£ 110.00
	Feb	£ 232.00	£ 278.00	£ 110.00
	Mar	£ 232.00	£ 278.00	£ 110.00
	Apr	£ 232.00	£ 278.00	£ 110.00
	May	£ 417.00	£ 278.00	£ 315.00
	Jun	£ 417.00	£ 334.00	£ 315.00
	Jul	£ (783.00)	£ 334.00	£ 315.00
	Aug	£ 417.00	£ 334.00	£ 200.00
	Sept	£ 417.00	£ 334.00	£ 200.00
	Oct	£ 417.00	£ 334.00	£ 200.00
	Nov	£ 278.00	£ 334.00	£ 200.00
	Dec	£ 278.00	£ 110.00	£ 200.00
	Donations/Credit	£ -	£ 173.13	
Total Paid	£ 2,786.00	£ 3,330.87	£ 2,385.00	
Gas	Monthly Payment			
	Jan	£ -	£ -	£ -
	Feb	£ 759.97	£ 610.92	£ 612.45
	Mar	£ -	£ -	£ -
	Apr	£ -	£ -	£ -
	May	£ 375.46	£ 1,206.36	£ 1,341.98
	Jun	£ -	£ -	£ -
	Jul	£ -	£ -	£ -
	Aug	£ 96.47	£ 375.00	£ 403.47
	Sept	£ -	£ -	£ -
	Oct	£ -	£ -	£ -
	Nov	£ 491.56	£ 67.83	£ 294.33
	Dec	£ -	£ -	£ -
	Donations/Credit	£ 342.27	£ -	£ -
Total Paid	£ 1,381.19	£ 2,260.11	£ 2,652.23	



Note 5

Need Fund

	2019	2020	2021
Year End Balance	£ 173.44	£ 836.26	£ 455.20



Note 6

Bell Fund

Year End Balance	2019	2020	2021
	£ 1,322.10	£ 1,322.10	£ 1,322.10

Note 7

Choir Fund

Year End Balance	2019	2020	2021
	£ 842.07	£ 842.07	£ 922.07

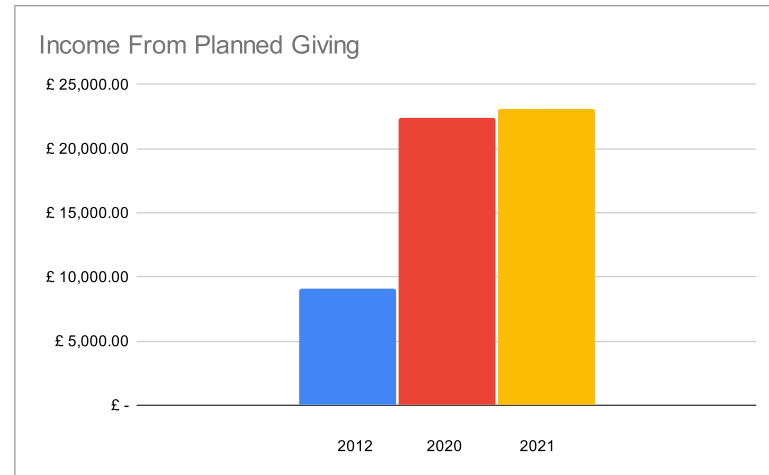
Note 8

Social Fund

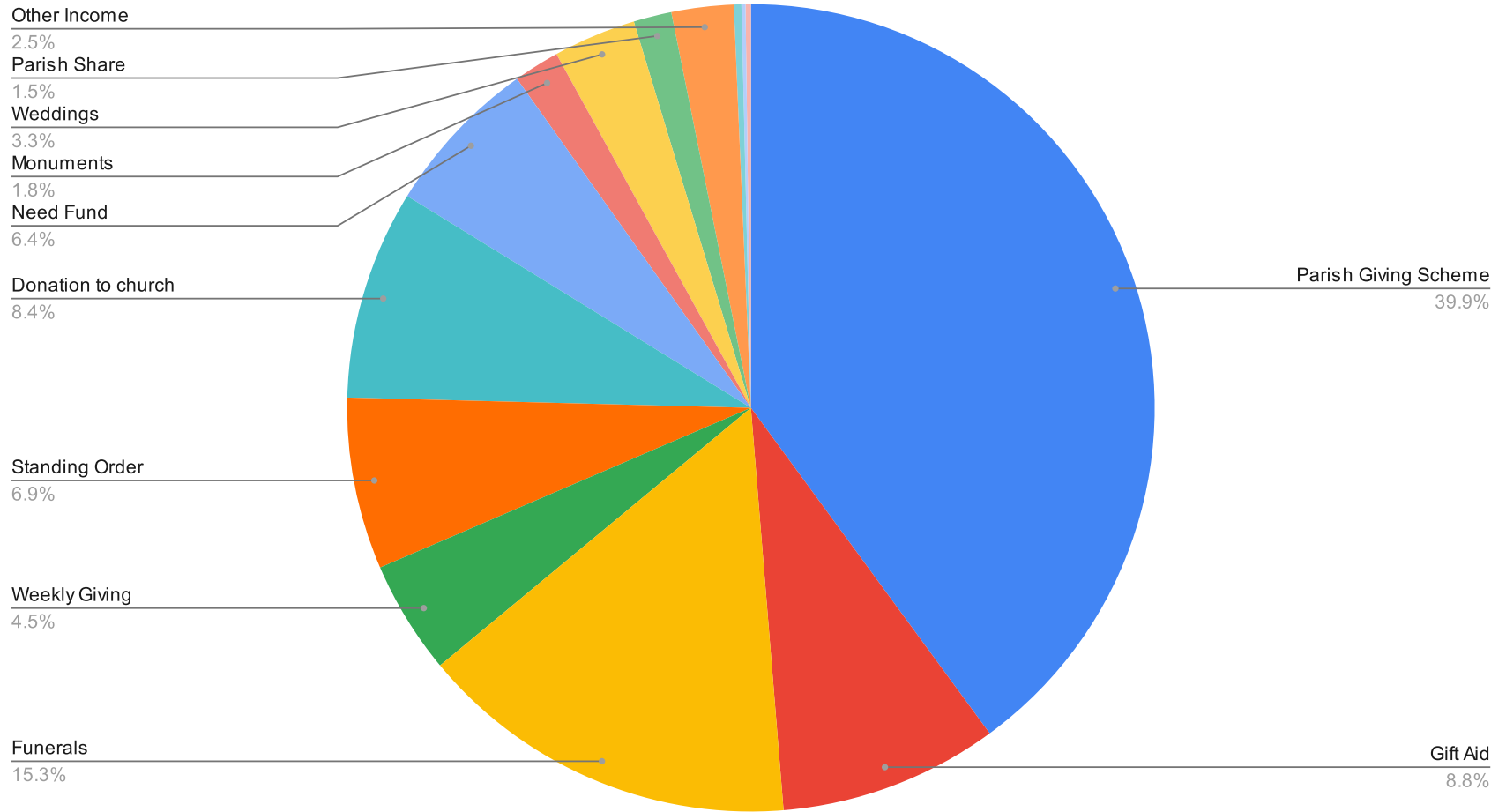
Year End Balance	2019	2020	2121
	£ 9,196.56	£ 9,543.20	£ 9,191.60

Note 9

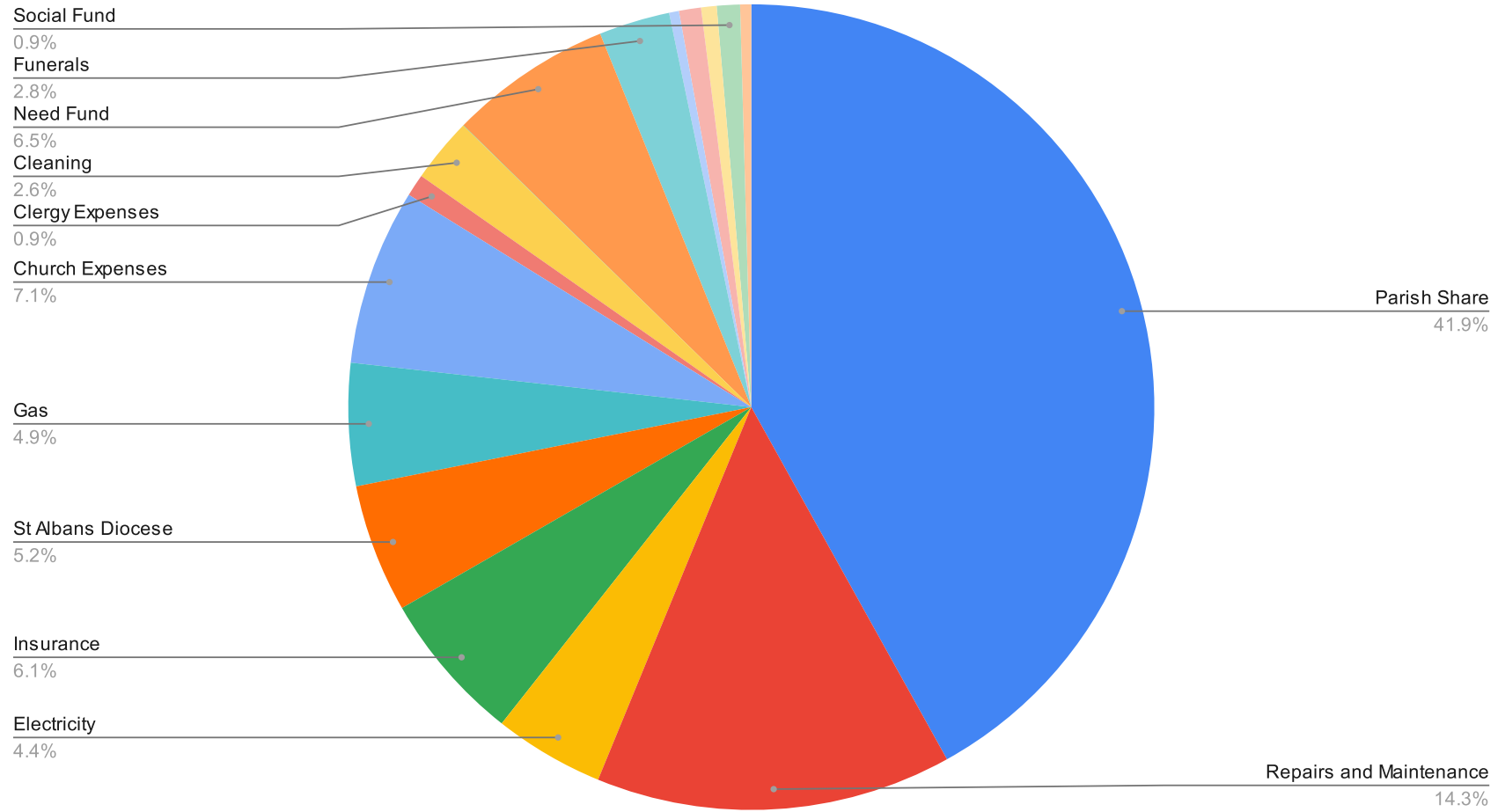
Annual Income	2019	2020	2121
Planned Giving Standing Orders & Parish Giving Scheme (excluding Gift Aid)	£ 9,045.50	£ 22,395.67	£ 23,106.10



PCC Income 2021



PCC Expenditure 2021



To: Scott Michael Hill (Treasurer)
From: Richard Williams (Auditor)
Date: 10th April 2022
Re: **The Church of St Mary the Virgin PCC and Fabric Fund Accounts**

Dear Scott,

Many thanks for all your hard work in preparing the Report and Accounts for the PCC and Fabric Fund at St Mary's Church. This continues to be a complex set of accounts with multiple ring-fenced funds across four bank accounts, so well done again on doing such a great job in producing them.

As the COVID pandemic starts to abate and life gets back to some form of "normal", we look back at 2021 as a year of continued global strain but also a year of kindness and generosity. Whilst the challenges for many of us have been significant, it has also seen communities pull together and help each other and through generosity and a sense of togetherness, the Church has continued to thrive, paying its way with the Parish Share whilst carrying out much needed repairs to the fabric of the Church.

The Need Fund has also clearly played a significant role within the community, helping those through periods of hardship in a world where the cost of living continues to rise, and difficult choices are needing to be made. I hope that as a Church we are able to continue this fantastic work and in particular, help those with the greatest needs.

True and Fair

In auditing this year's accounts, I have looked to ensure the accuracy of the information produced and I am pleased to say that yet again, there were very few discrepancies or errors and just a few minor clarifying questions from me.

The Accounts appear to give a true and fair view of the position of the Church for the year to 31st December 2021 and as at that point. Once again, they show the continued strong position that the Church continues to find itself in and the strength of support that the Church has from its friends in the community.

It is evidence of the strength in community that the Church maintains its ability to settle what has been, an increasing Parish Share, in a timely manner, whilst investing in the Fabric of the Church and maintaining a sensible and healthy surplus. I note that for 2020, we received significant sums in the form of Gift Aid (c£4,335) and Parish and Weekly Giving (£23,106) but against this, that the Parish Share looks set to rise by 13.5% to £25,690.

Overview

As ever, the quality of information produced as part of these accounts is truly impressive. The volume and complexity of transactions increases year on year and what is quite clear is that a lot of work goes into these and the attention to detail is obvious to see.

Even through the continued pandemic, the Church continues to maintain its strong position in the community and clearly remains popular within the Marston Parish, proving itself to be at the centre of a populace of very generous and giving people. This generosity, and the careful and clear way that those donations are managed is one of the reasons why the Church continues to thrive in our ever-changing community. The complexity of the accounts is also evolving to carefully ringfence dedicated funds ear-marked for dedicated purposes. Clearly, there are a myriad of good causes, and these accounts allow the reader the opportunity to look at how the money is being spent and very carefully managed.

By far and away the largest expense for the Church is its parish Share allocation and St Mary's continues to be able to more than pay its way - meeting its Parish Share expectations. This year, the Parish Share fell to £22,617 but for 2022, it is due to rise again to £25,690 (a rise of some 13.5%). Cash surpluses and healthy income streams will go a long way to continuing to cover the Parish Share but nonetheless it will take some very careful monitoring as we move through 2022 and beyond.

The popularity of the Church amongst the community is evidenced by the numbers and this in turn allows for the continued success and growth of the Church continues in this period of restoration and tender care.

The 2022 Year

The following broad analysis shows the main movements in funds balances for the Church:

Reconciliation for the Year	£ (Rounded)
Opening Funds Balance	£48,338
Add: Increased Need Fund Donations	£1,641
Add: Net Fabric Fund Donations (timing)	£1,272
Add: Reduced Electricity	£1,119
	<u>£52,370</u>
Less: Increased Repairs and Maintenance	(£2,685)
Less: Decreased Wedding Income	(£2,476)
Less: Increased Need Fund Expenditure	(£2,447)

	(£7,608)
Net Balance	£44,762
Actual Balance	£45,035
Delta	(£273)

Notwithstanding the pandemic, the Church has invested in the Church fabric whilst also supporting the community through the Need Fund. Funeral and Wedding revenues have also been lower this year which in turn has led to expenditure exceeding revenue across most accounts, with the exceptions being the Fabric Fund (due to the timing of donations and expenditure) and the Covenant account.

Yet again, 2021 has been a year of relative stability in the face of significant adversity but has proven the resilience of the Church and its generous community.

PCC Account

The main reason for the reduction in the PCC Accounts is simply the reduced levels of income through weddings and funerals and the increase in expenditure through the Need Fund. Net, the PCC account dropped by £4,575 as a result.

Income in the PCC account has decreased year on year by £12,531 (20%) in particular due to the historic Gift Aid received in 2020 of £12,792.

In terms of Expenditure, the main increase was the Need Fund spend (up 318%) and Repairs and Maintenance (up 54%), offset by a reduction in Parish Share (down 4%).

Fabric Fund

The Fabric Fund has not moved significantly over the year, increasing by £1,272 to £14,882 due to the timing of donations.

Conclusions

As in previous years, the Accounts continue to provide a very thorough, detailed and analytical view of the affairs of the Church, and I am sure that all those who read these will share that view. The transparency and thoroughness of what has been produced means that the care being taken to run

the Church sensibly, in uncertain times, can be seen by all. The community should feel comforted that those that work to keep it the successful place of worship that it is, are diligent and are acting in its best interests.

The economic climate, as we ease out of this period of pandemic, remains uncertain for 2022 as the cost of energy and the general cost of living continues to rise and against this backdrop, the Church will likely see an impact in its financial performance in 2022, though as ever, where there is a will, there is a way, and we should continue to look at the positives:

- We are able to more than pay our way with our Parish Share and to be one the only Churches paying more than its 100% allocation, is excellent, though the increase in Share allocated for next year will need to be very carefully planned for; and
- With running costs, parish share, insurance and other costs all rising, we continue to be reliant on the strong generosity of the community and Marston Parish Council.

The Future

As the Church continues to be run in a sensible and well-managed way, whilst maintaining the payment of the Parish Share, I see no reason why the continued generosity of the Community, the donors and those organisations that have continued to help St Mary's won't allow the target to be reached, and any required works to be completed. The Church has been able to raise significant sums in the past via grants, kind donations and other sources and I have absolutely no doubt, with the team in place, that it will be able to do so again.

We need to be mindful that 2022 and beyond continue to bring with it a huge level of economic and social uncertainty which will be an additional burden for the Church to bear whilst it plans for the future.

I wish the Church and all those unsung heroes who have helped to make it the wonderful place that it is, all the very best and I am sure that 2022 will be another positive and united year for St Mary's. Thanks once again for your efforts Scott and for making the audit of the accounts so straightforward!

Many thanks again,

Richard

